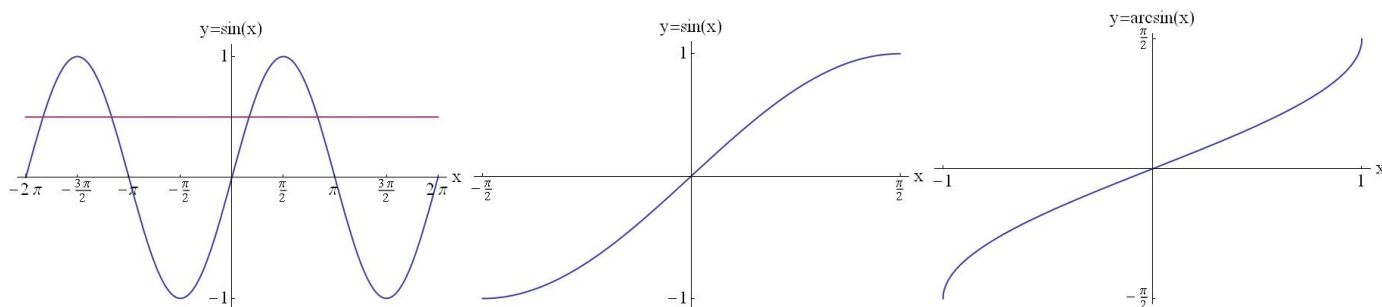


**Concepts:** Inverse sine, inverse cosine, inverse tangent.

The inverse trig functions are defined on a restricted domain of the original trig functions since the original trig functions are not one-to-one on their entire domain (they fail the horizontal line test) and hence have no inverse.

Notation:  $\arcsin x = \sin^{-1} x \neq (\sin x)^{-1} = \frac{1}{\sin x}$  and similarly for  $\arccos x$  and  $\arctan x$ .

## The Inverse Sine Function



Domain:  $x \in [-1, 1]$

Range:  $y \in [-\pi/2, \pi/2]$  (so the angle for the inverse sine function is always found in Quadrants I or IV)

Continuity: continuous for all  $x$  in domain

Increasing-decreasing behaviour: increasing

Symmetry: odd ( $\arcsin(-x) = -\arcsin(x)$ )

Boundedness: bounded above and below

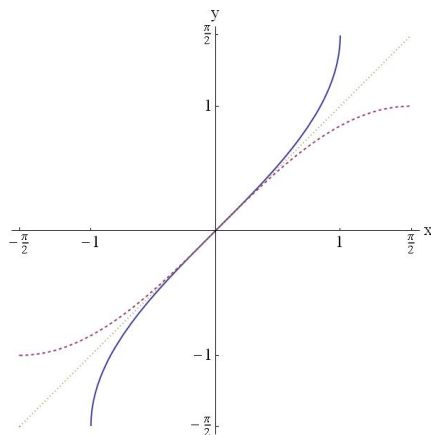
Local Extrema: absolute max of  $y = \pi/2$ , absolute min of  $y = -\pi/2$

Horizontal Asymptotes: none

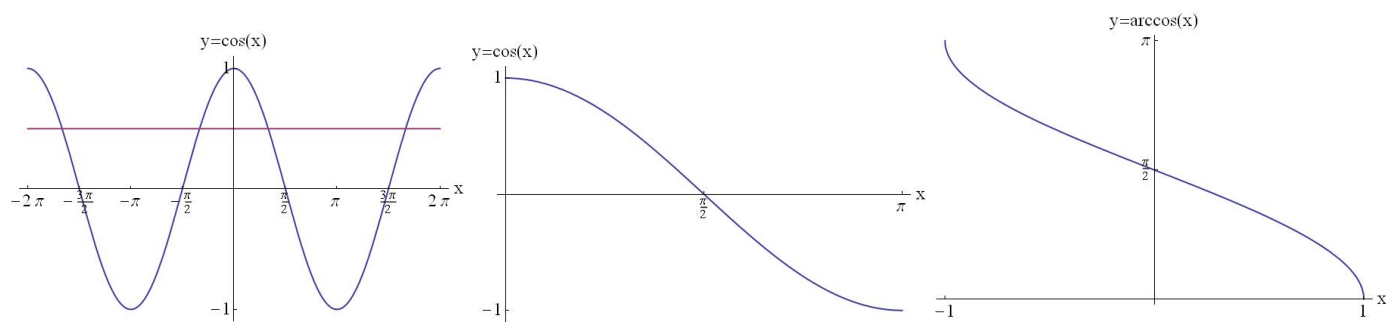
Vertical Asymptotes: none

End behaviour: The limits as  $x$  approaches  $\pm\infty$  do not exist.

Graphically, the inverse sine function is found from the sine function by reflecting across the line  $y = x$ .



## The Inverse Cosine Function



Domain:  $x \in [-1, 1]$

Range:  $y \in [0, \pi]$  (so, the angle for the inverse cosine function is always found in Quadrants I or II)

Continuity: continuous for all  $x$  in domain

Increasing-decreasing behaviour: decreasing

Symmetry: none

Boundedness: bounded above and below

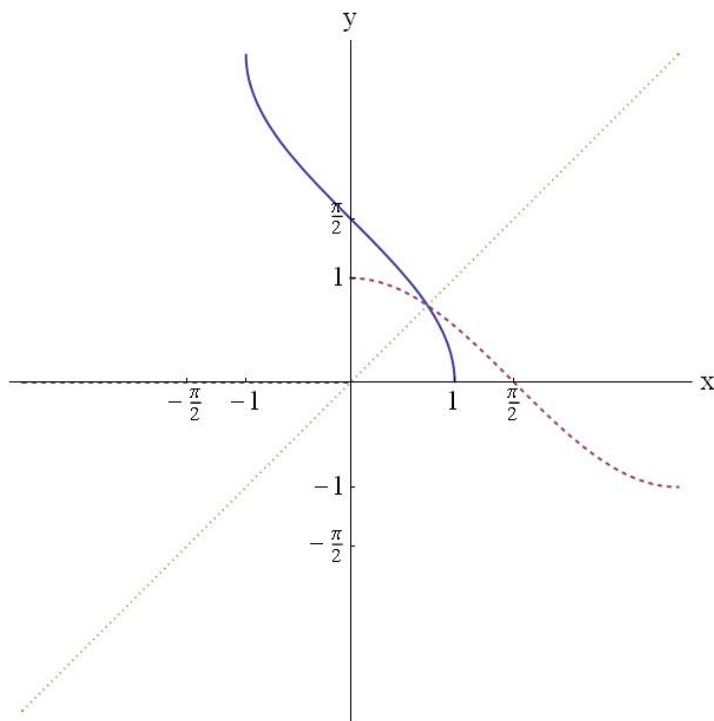
Local Extrema: absolute max of  $y = \pi$ , absolute min of  $y = 0$

Horizontal Asymptotes: none

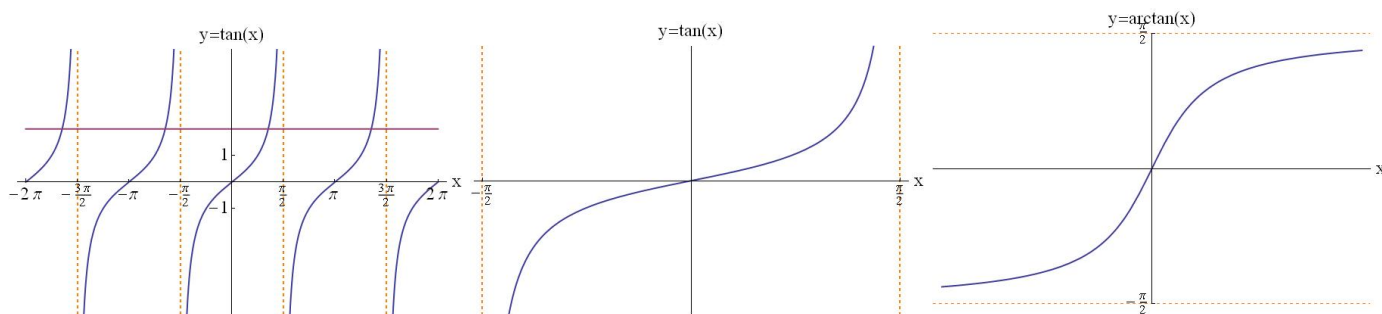
Vertical Asymptotes: none

End behaviour: The limits as  $x$  approaches  $\pm\infty$  do not exist.

Graphically, the inverse cosine function is found from the cosine function by reflecting across the line  $y = x$ .



## The Inverse Tangent Function



Domain:  $x \in \mathbb{R}$

Range:  $y \in (-\pi/2, \pi/2)$  (so the angle for the inverse tangent function is always found in Quadrants I or IV)

Continuity: continuous for all  $x$

Increasing-decreasing behaviour: increasing

Symmetry: odd ( $\arctan(-x) = -\arctan(x)$ )

Boundedness: bounded above and below

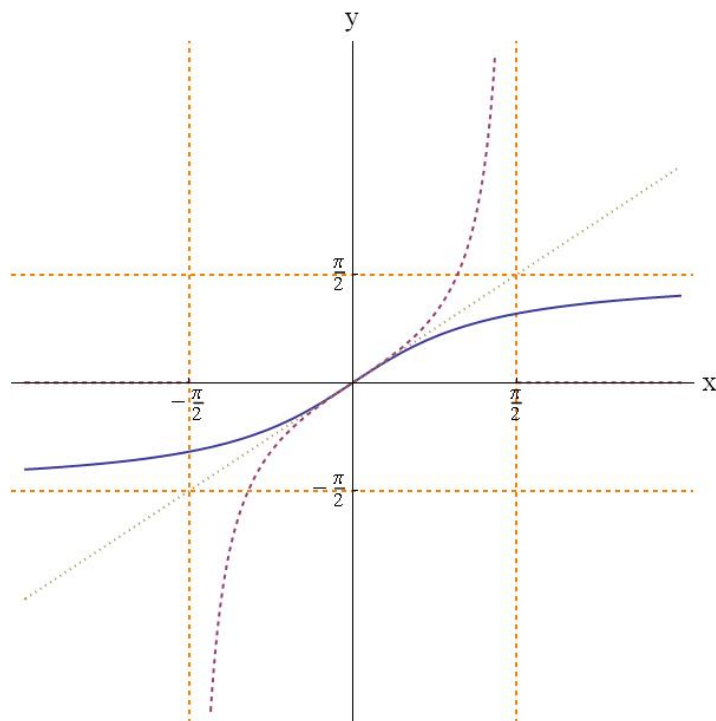
Local Extrema: absolute max of  $y = \pi/2$ , absolute min of  $y = -\pi/2$

Horizontal Asymptotes:  $y = \pm\pi/2$

Vertical Asymptotes: none

End behaviour:  $\lim_{x \rightarrow \infty} \arctan x = \frac{\pi}{2}$        $\lim_{x \rightarrow -\infty} \arctan x = -\frac{\pi}{2}$

Graphically, the inverse tangent function is found from the tangent function by reflecting across the line  $y = x$ .

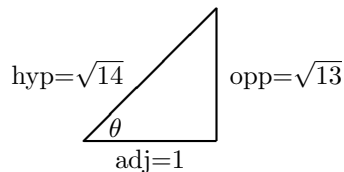


**Example** Find the exact value of  $\cos(\arctan \sqrt{13})$  without using a calculator.

To simplify this we need to know the value of  $\theta = \arctan \sqrt{13}$ .

This means  $\tan \theta = \sqrt{13} = \frac{\sqrt{13}}{1} = \frac{\text{opp}}{\text{adj}}$ .

Construct a reference triangle



The length of the hypotenuse was found using the Pythagorean theorem

$$\text{hyp} = \sqrt{1^2 + (\sqrt{13})^2} = \sqrt{1 + 13} = \sqrt{14}.$$

Using the reference triangle, we can determine the value of  $\cos \theta$ .

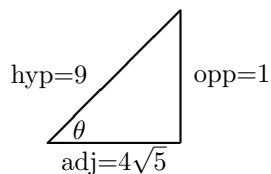
$$\cos(\arctan(\sqrt{13})) = \cos \theta = \frac{\text{adj}}{\text{hyp}} = \frac{1}{\sqrt{14}}.$$

Notice that we solved this problem without ever figuring out what the angle  $\theta$  was!

**Example** Find the exact value of  $\tan \theta$  if  $\sin \theta = 1/9$ , without using a calculator. This is the same as asking for the value of  $\tan(\arcsin(1/9))$ .

This means  $\sin \theta = \frac{1}{9} = \frac{\text{opp}}{\text{hyp}}$ .

Construct a reference triangle



The length of the adjacent side was found using the Pythagorean theorem

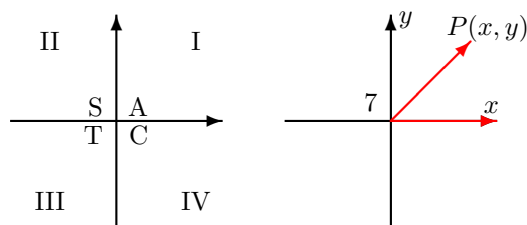
$$\text{adj} = \sqrt{9^2 - 1^2} = \sqrt{81 - 1} = \sqrt{80} = 4\sqrt{5}.$$

Using the reference triangle, we can determine the value of  $\tan \theta$ .

$$\tan \theta = \frac{\text{opp}}{\text{adj}} = \frac{1}{4\sqrt{5}}.$$

**Example** Evaluate  $\arccos(\cos(7))$  exactly without using a calculator.

To begin, we need to figure out what Quadrant  $\cos 7$  is in. Since  $2\pi \leq 7 \leq 5\pi/2$ , we are in the first quadrant. The angle 7 actually makes one complete revolution. The cosine is positive in Quadrant I.



That extra revolution is a problem—remember, we had to restrict the domain of the cosine before we could define the inverse cosine. But, since cosine is periodic, we can use the fact that  $\cos 7 = \cos(7 - 2\pi)$ , to get back into the correct region.

Therefore,  $\arccos(\cos(7)) = \arccos(\cos(7 - 2\pi)) = 7 - 2\pi$ , where  $0 \leq 7 - 2\pi \leq \pi$  puts our answer in the correct range for an arccosine function.

Note: The answer is not 7 (check it on a calculator).

Similarly, you can show  $\arccos(\cos(14)) = 14 - 4\pi$  (two revolutions).

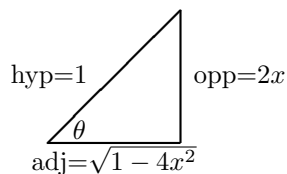
Note that you don't have this problem for  $\cos(\arccos(7))$ , although you have a different problem since  $\arccos(7)$  is not a real number!

**Example** Express  $\cos(\arcsin(2x))$  as an algebraic expression involving no trigonometric functions.

To simplify this we need to know the value of  $\theta = \arcsin(2x)$ .

This means  $\sin \theta = 2x = \frac{\text{opp}}{\text{hyp}}$ .

Construct a reference triangle



The length of the adjacent side was found using the Pythagorean theorem

$$\text{adj} = \sqrt{1^2 - (2x)^2} = \sqrt{1 - 4x^2}.$$

$$\cos(\arcsin(2x)) = \cos \theta = \frac{\text{adj}}{\text{hyp}} = \frac{\sqrt{1 - 4x^2}}{1} = \sqrt{1 - 4x^2}.$$

Notice we did not have to worry about any signs in this problem.